

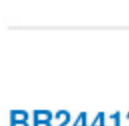
New Resin Detail Sets for March 2020

It's safe to assume that, for the last month or two, most of us are dealing with big changes in our day to day lives. We hope that you and your loved ones have been able to avoid any serious health consequences of the current pandemic.

If "social distancing" has caused you to spend a lot more time at home, we probably aren't the only ones thinking that a little extra modeling time might be just what the doctor ordered! Its a great way to unplug from the stress and worry for a few hours. We will get through this!

Barracuda Studios proudly announces [four new products](#) and the return to stock of a product that has been unavailable since early last year, the [Sea Fury Landing Gear](#) set in brass.

Happy Modelling,



BR24412 - F6F Hellcat Diamond Tread Wheels

1:24

This set contains new resin mainwheels featuring tires with accurate diamond tread pattern, logos and tyre data. The wheels also incorporate detailed hubs and separate hubcaps for an excellent 3 dimensional look. Diamond tread tires are the most common type fitted, and could be seen in any theater. A simple and very visible upgrade for the Airfix 1:24 Hellcat.



\$13.95

[Buy Now](#)

BR24413 - F6F Hellcat Cross Tread Wheels

1:24

This set contains new resin mainwheels featuring tyres with accurate crucifix style tread pattern, logos and tyre data. The wheels also incorporate detailed hubs and separate hubcaps for an excellent 3 dimensional look. Cross tread tires were not as common, but were used widely in the Fleet Air Arm and USN as well. A simple and very visible upgrade for the Airfix 1:24 Hellcat.



\$13.95

[Buy Now](#)

BR48348 - Hawker Sea Fury Gearbay Set

1:48

This set contains parts to assemble a complete, super detailed resin main landing gear bay to replace the somewhat basic kit gearbay in the Airfix. It has been designed to be installed with a minimum of thinning and modification to the kit wing. It also gives the impression of a thinner lower wing skin and deeper gearbay. May be possible to modify it to fit other kits. CAD design by Gerry Mos. Plumbing and wiring detail by Roy Sutherland. Thanks to Camden Aviation Museum and Steve Long for their help in research.



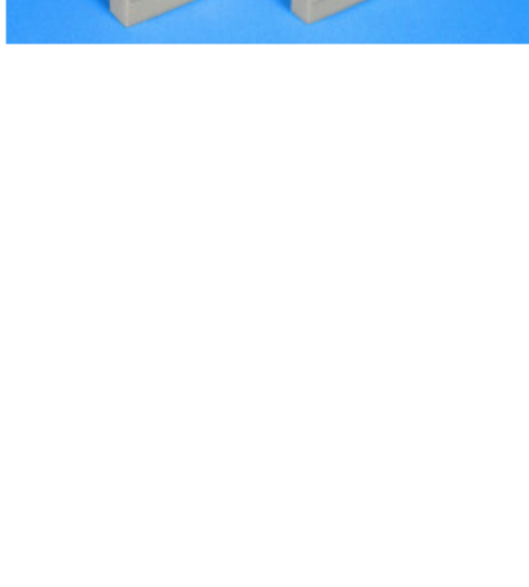
\$14.95

[Buy Now](#)

BR48424 - Hawker Tempest Ailerons and Elevators

1:48

This set consists of detailed separate resin elevators and ailerons to replace the Eduard kit parts. The Eduard new tool Tempest kit tends to suffer from hard-to-fix shrink marks on the one piece solid molded ailerons and elevators. Filling and sanding them wipes out the very fine rivets and panel lines. Restoring them can be a lot of fussy work. This set makes short work of that. For all marks of Eduard Tempest.



\$7.95

[Buy Now](#)

BR48345 - Sea Fury Brass Landing Gear - Early Style

1:48

Back in stock!

This set consists of high quality, investment cast brass landing gear, consisting of main gear legs, retraction struts and tailwheel leg and fork. A small resin sprue contains a tailwheel and separate uplock stirrups too small and fine to cast in brass. The brass gear is superbly detailed and accurate and represent a real upgrade in detail, as well as being super strong. Unlike white metal gear, you would need pliers to bend these castings, so they wont be deforming slowly over time. Combine with our resin mainwheels for a super detailed undercarriage.



\$18.95

[Buy Now](#)

Hidden Treasures

With some 300 products in our catalog, its easy to overlook that we already have some cool products perfect for new kits. The new tool Eduard 1:48 P-51D Mustang products is very popular and well reviewed (kit). Below is a list of Barracuda products that will help you take it to the next level, and make your model stand out from the crowd!

Barracuda makes some cool sets that will go perfectly with this new kit, or any other 1:48 scale P-51D Mustang kit.

BC48011 - P-51D Mustangs - Part 1

1:48

P-51D-20-NA Mustang "Double Trouble Two" 353rd Fighter Group, 352nd Fighter Squadron, 8th Air Force Flown by Lt. Colonel "Wild" Bill Bailey. Raydon Airfield, England,1944-45.



P-51D-15-NA Mustang "The Millie G" 55th Fighter Group, 343rd Fighter Squadron, 8th Air Force Flown by Major Edward Giller. Wormingford Airfield, England,1944-45.

P-51D-15-NA Mustang "Amorous Len III" 357th Fighter Group, 363rd Fighter Squadron, 8th Air Force Flown by Captain Reager. Yoxford Airfield, England, 1944-4.

P-51D-5-NA Mustang "Lou IV" 361st Fighter Group, 375th Fighter Squadron, 8th Air Force Flown by Lt. Col. Thomas Christian. Bottisham Airfield, England, summer 1944.

P-51D-15-NA Mustang "Alabama Rammer Jammer" 353rd Fighter Group, 352nd Fighter Squadron, 8th Air Force- Flown by Lt. Arthur Cundy. Raydon Airfield, England, Spring 1945.

\$11.95

[Buy Now](#)

BC48361 - P-51D Cockpit Stencils and Placards

1:48

This sheet provides a complete set of stencils and placards for the cockpit of the P-51D. A mass of tiny decals recreate the extensive markings found in the cockpit, from the North American Data Plates down to the tiny PULL marking on the droptank release handle. Instrument faces are not included, but everything else is. Even the battery and radios behind the seat bulkhead are covered in this set. A simple but spectacular upgrade for the Mustang's large and highly visible cockpit. For the Eduard, Airfix, Meng, Tamiya, ICM or just about any 1:48 P-51D kit. These are very tiny markings and will require patience and some skill to work with, but the results are worth it!




\$5.95

[Buy Now](#)

BR48050 - P-51 Mustang Oval Tread Pattern Wheels

1:48

Two highly detailed and accurate mainwheels with oval pattern tires and see through hubs make up this set. A quick and easy upgrade for A-36 and P-51A, B, C, D, and K model Mustangs. You can see daylight through real Mustang wheel hubs. Now you can recreate this in 1:48.



\$6.95

[Buy Now](#)

BR48051 - P-51 Mustang Hexagonal Tread Wheels

1:48

Accurate resin hexagonal tread pattern tires with see-through hubs replace the kit wheels in any 1:48 of the A-36 and P-51A, B, C, D and K variants. You can see daylight through real Mustang wheel hubs. Now you can recreate this in 1:48.

\$6.95

[Buy Now](#)